

LexisNexis® Statistical Insight

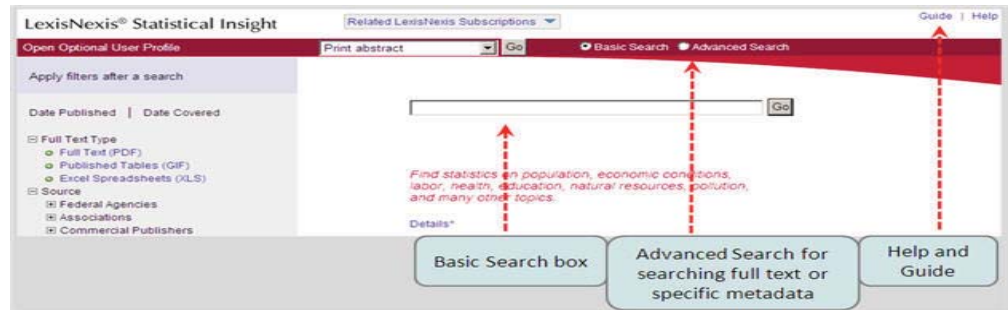
Quick Start Guide

Enter a search term in the BASIC SEARCH BOX

- LexisNexis Statistical Insight searches all words in extensive metadata and ranks them by relevance

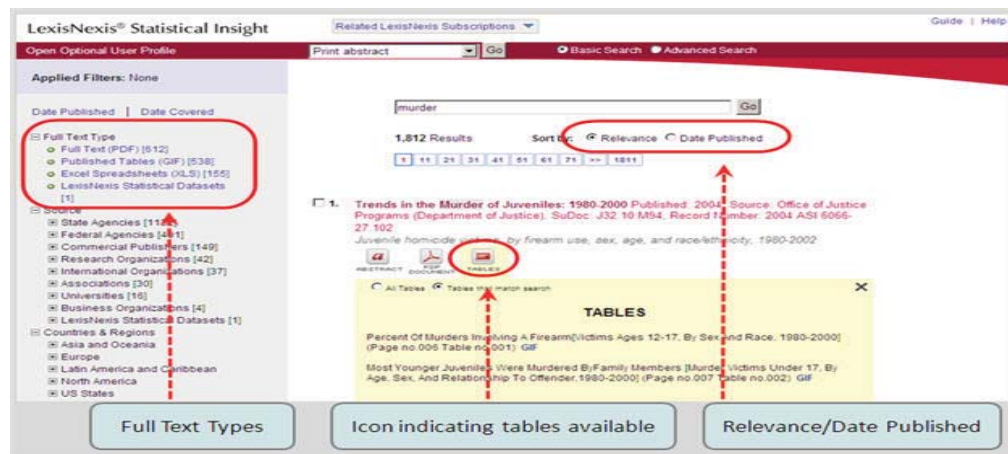
Tips

- The TYPE-AHEAD function suggests a list of commonly used search terms. Click to execute search on selected topic
- Use quotes (" ") to search for the exact phrase
- To search full-text* or specific metadata options, go to the ADVANCED SEARCH



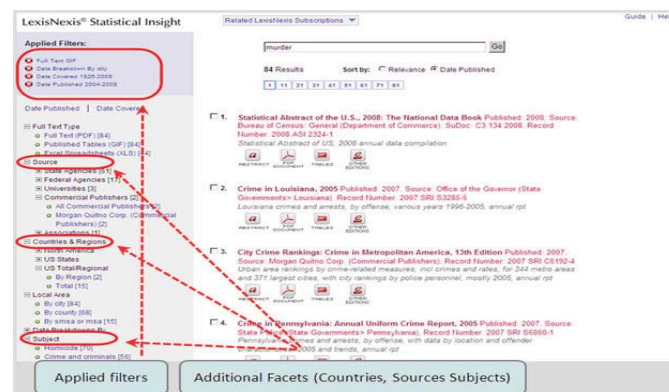
Refine search for quick results

- On the results page, RELEVANCE is the default. Try selecting DATE PUBLISHED for results listed in reverse chronological order; Select a FULL TEXT TYPE* (pdf, gif, xls) from the left margin for a quick answer set
- Open pdf, table or spreadsheet by clicking the corresponding ICON.



Refine results with additional Facets

- Facets will further refine your search



Refine searches by Dates

- Use DATE PUBLISHED to limit searches to a range of years or specific year published
- Use DATE COVERED to limit searches to a range of years or year covered by statistical research

The screenshot shows a search interface for 'natural gas prices' with 3,039 results. On the left, there are filters for 'Date Published' and 'Date Covered'. Below these are two 'Date Range Selector' boxes. The first is for 'Date Published' with a range of 1973 - 1990. The second is for 'Date Covered' with a range of 1929 - 1945. Red dashed arrows point from the 'Date Published' filter to the first range selector and from the 'Date Covered' filter to the second range selector. Below the range selectors are two callout boxes: 'Select date published for coverage from a specific date range.' and 'Use Date Covered for historical data contained in current research (or projections)'.

Final Output

- After marking the desired results, use the drop down menu for printing, emailing, and exporting to Refworks and EndNote
- Save searches by customizing the OPTIONAL USER PROFILE. Passwords and searches are saved for 2 years

The screenshot shows the same search results for 'natural gas prices'. A dropdown menu is open over the search results, showing options: 'Print abstract', 'Print citations', 'Email search results', 'Export to Refworks', 'Export to EndNote (Local)', and 'Export to EndNote (Web)'. On the left, there is a 'User Profile' section with fields for 'User Login', 'E-mail Address', and 'Password', along with a 'Go' button. Below this section is a callout box that says 'User Profile'. Another callout box at the bottom right says 'Print, e-mail, and export to Refworks and EndNote'.

For more information, please call us at 800-638-8380 or email us at academicinfo@lexisnexis.com.